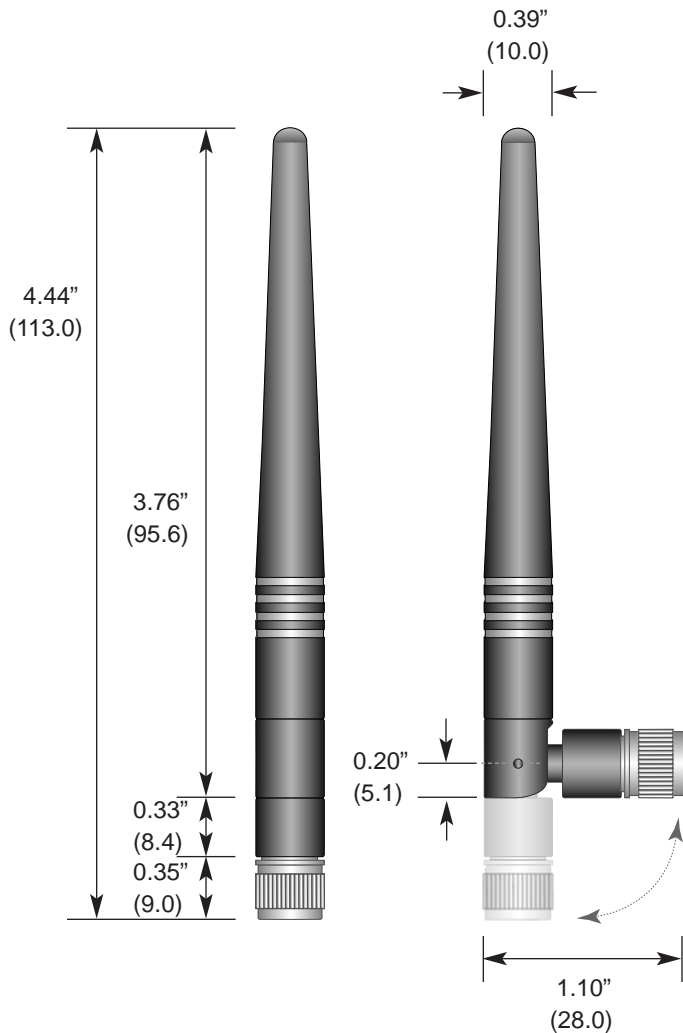


Product Dimensions



Description



The RCT 1/2-wave 2.4GHz antenna delivers outstanding performance and orientation flexibility in a compact physical package. The antenna's innovative articulating base allows it to tilt and swivel for optimum orientation. The RCT mounts quickly via an SMA or FCC Part 15 compliant RP-SMA connector.

Features

- Tilts and rotates
- Very low VSWR
- Excellent performance
- Omni-directional pattern
- Fully weatherized
- Rugged and damage-resistant
- RP-SMA or SMA connector

Electrical Specifications

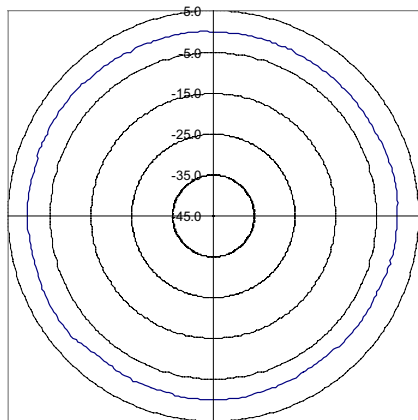
- Center Freq. 2.45GHz
- Bandwidth 120MHz
- Wavelength 1/2-wave
- VSWR <1.9 typ. at center
- Impedance 50 ohms
- Gain 2.20dBi
- Connector RP-SMA or SMA

Electrical specifications and plots measured on 4.00" x 4.00" reference ground plane

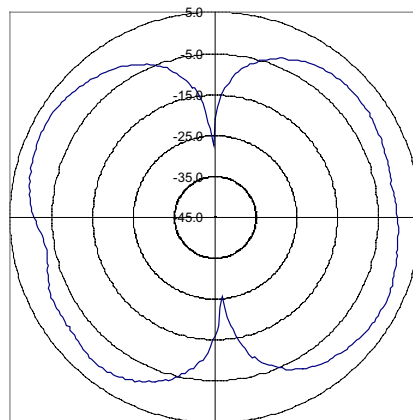
Ordering Information

- ANT-2.4-CW-RCT-RP (with RP-SMA connector)
- ANT-2.4-CW-RCT-SS (with SMA connector)

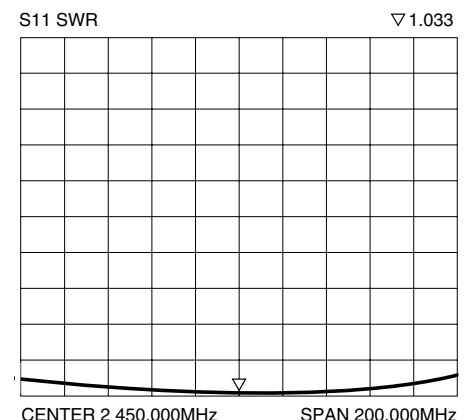
Polar Plots and VSWR Graph



Azimuth



Elevation



Typical VSWR